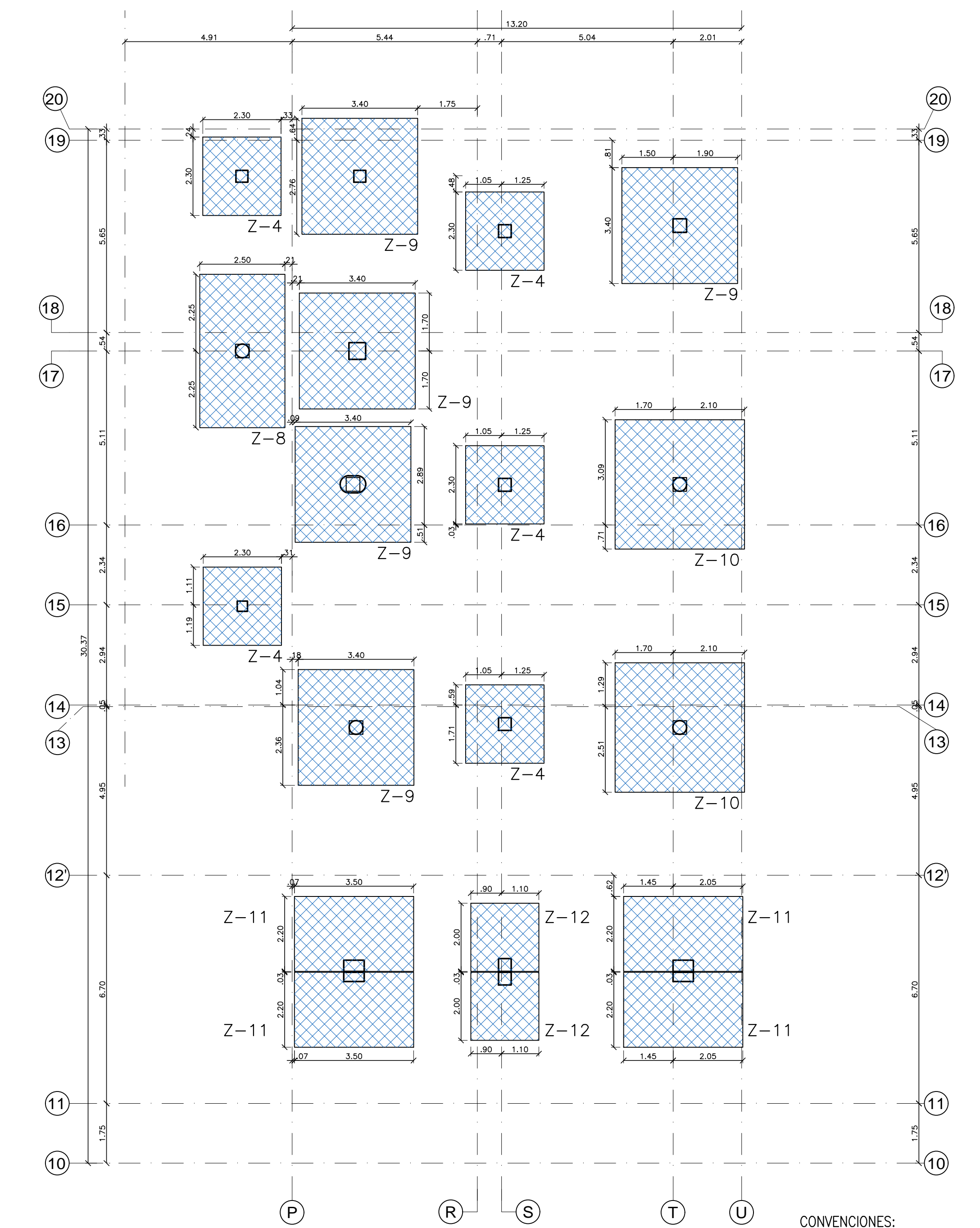
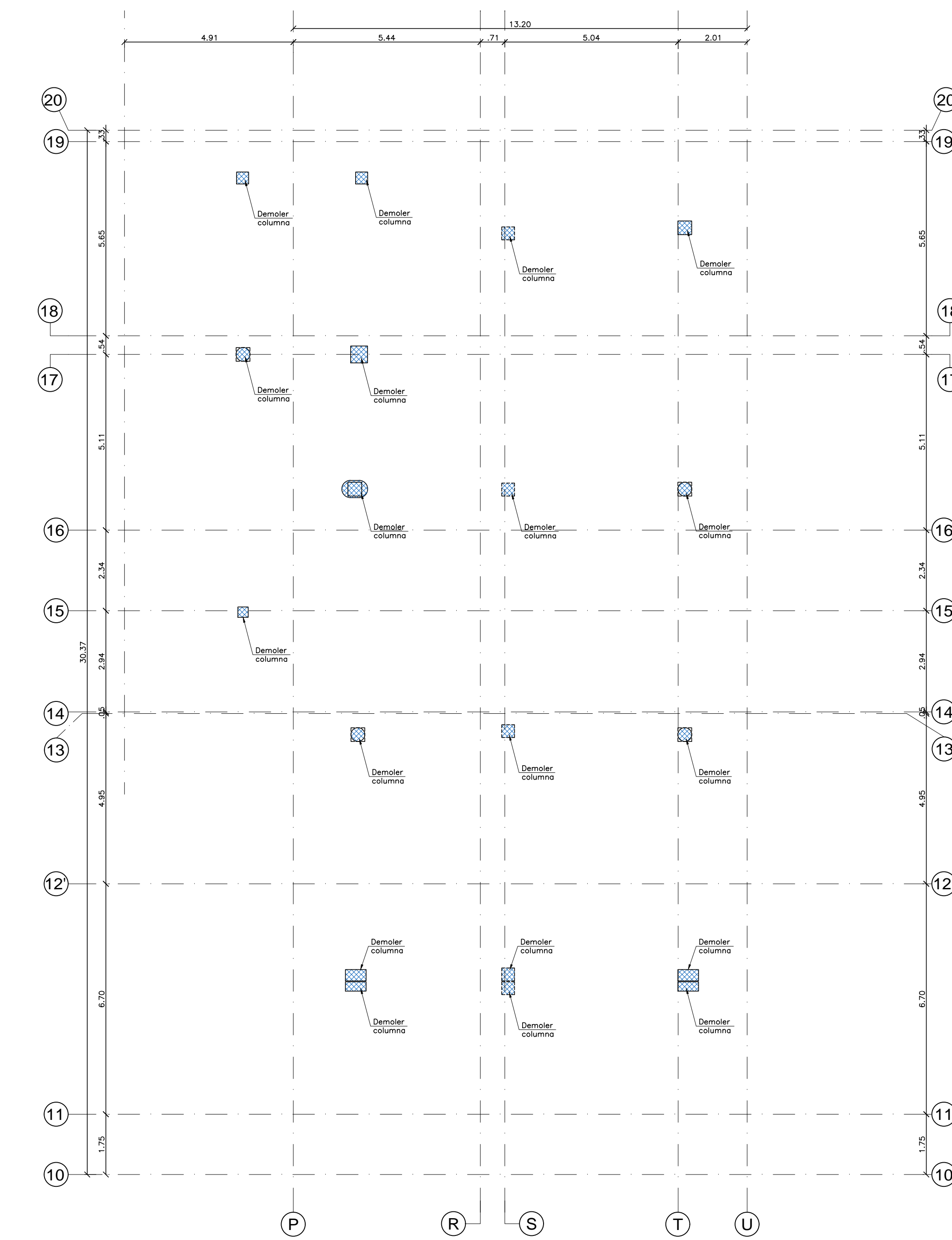
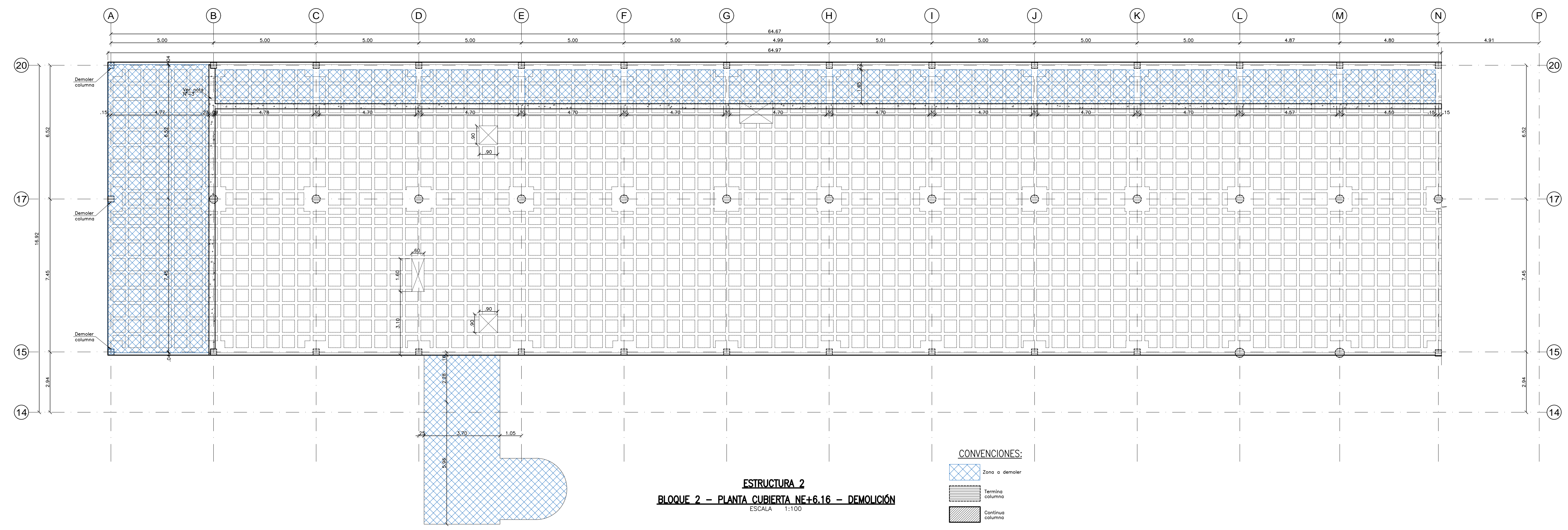




| TIPO | A (m) | B (m) | H (m) | CANT. |
|------|-------|-------|-------|-------|
| 1 | 2.10 | 2.10 | 25 | 4 |
| 2 | 2.90 | 2.90 | 25 | 18 |
| 3 | 4.30 | 4.30 | 25 | 8 |
| 4 | 2.30 | 2.30 | 25 | 7 |
| 5 | 3.00 | 3.00 | 25 | 27 |
| 6 | 4.50 | 4.50 | 25 | 12 |
| 7 | 3.30 | 4.50 | 25 | 1 |
| 8 | 2.50 | 4.50 | 25 | 1 |
| 9 | 3.40 | 3.40 | 25 | 5 |
| 10 | 3.80 | 3.80 | 25 | 2 |
| 11 | 3.50 | 2.20 | 25 | 4 |
| 12 | 2.00 | 2.00 | 25 | 2 |



CUADRO DE ZAPATAS

| TIPO | DIMENSIONES | | H | CANT. |
|------|-------------|-------|-----|-------|
| | A (m) | B (m) | (m) | |
| 1 | 2.10 | 2.10 | 25 | 4 |
| 2 | 2.90 | 2.90 | 25 | 18 |
| 3 | 4.30 | 4.30 | 25 | 8 |
| 4 | 2.30 | 2.30 | 25 | 7 |
| 5 | 3.00 | 3.00 | 25 | 27 |
| 6 | 4.50 | 4.50 | 25 | 12 |
| 7 | 3.30 | 4.50 | 25 | 1 |
| 8 | 2.50 | 4.50 | 25 | 1 |
| 9 | 3.40 | 3.40 | 25 | 5 |
| 10 | 3.80 | 3.80 | 25 | 2 |
| 11 | 3.50 | 2.20 | 25 | 4 |
| 12 | 2.00 | 2.00 | 25 | 2 |

- NOTAS:
- Ver notas, convenciones, especificaciones y planos de referencia en plano N°01
 - Todos los medidos están dados en metros a menos que se indique otra unidad.
 - Antes de los procesos de demolición de la placa existente, debe ser conformado la viga de cerramiento del vacío proyectado.

